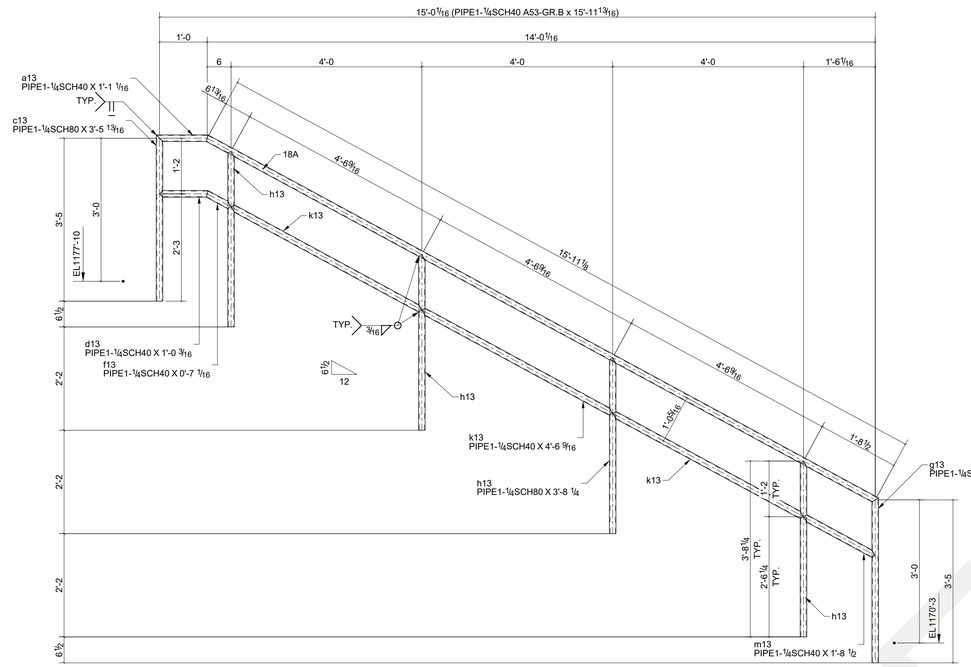

1 ~ HANDRAIL ~ 18A

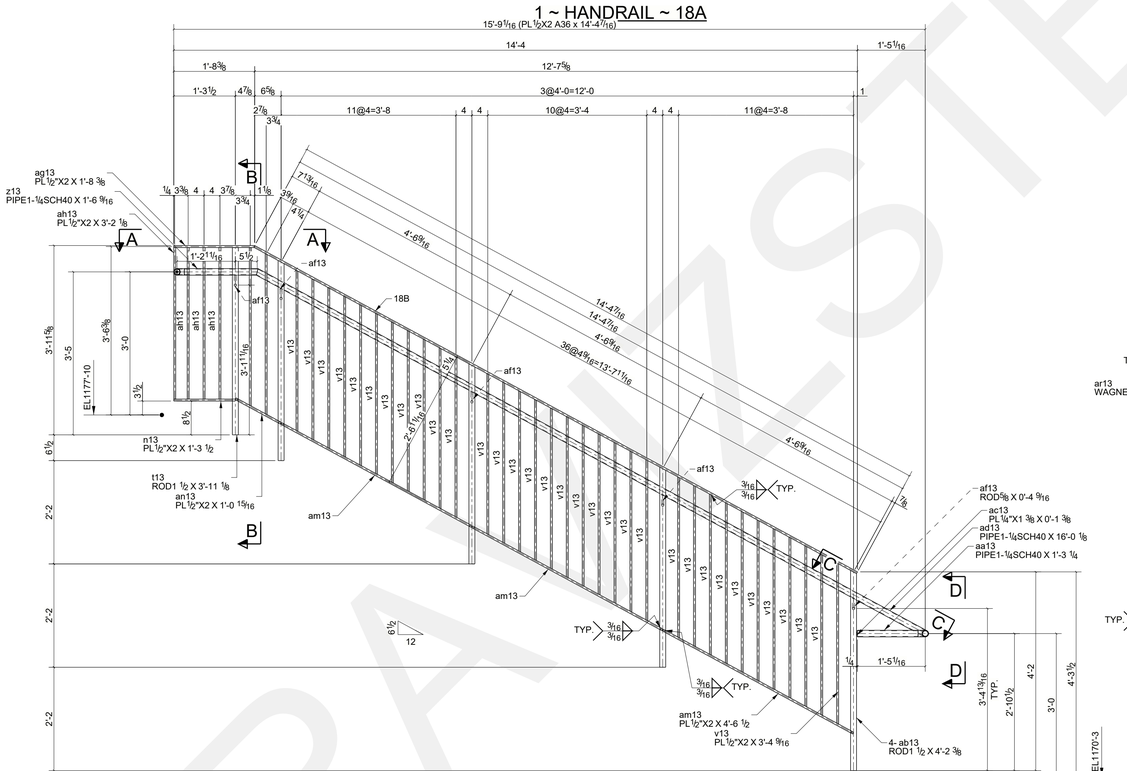

1 ~ HANDRAIL ~ 18B

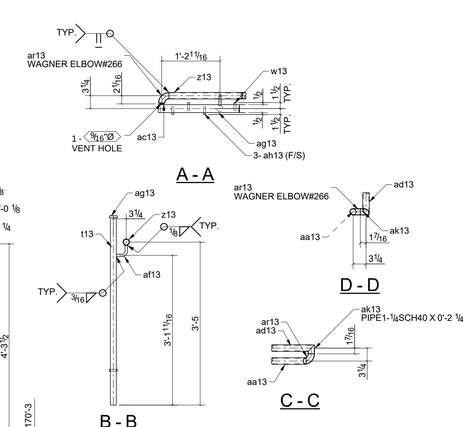

SHOP NOTE
1.ALL JOINTS BE SEAL WELDED AS REQUIRED
2.ALL EXPOSED VENT HOLES TO BE PLUGGED AFTER GALVANIZING
3.PROVIDE VENT/DRAIN HOLES (AS REQUIRED VISIBLE ON THE UNDER SIDE OF RAILS)

BILL OF MATERIAL

SHIP MARK	PIECE MARK	QTY	DESCRIPTION	LENGTH	REMARKS	FITTER	INSPECT.
18A		1	PIPE1-1/4SCH40	15'-11 13/16"	A53-GR.B		
	a13	1	PIPE1-1/4SCH40	1'-1 1/16"	A53-GR.B		
	c13	1	PIPE1-1/4SCH80	3'-5 13/16"	A53-GR.B		
	d13	1	PIPE1-1/4SCH40	1'-0 3/16"	A53-GR.B		
	f13	1	PIPE1-1/4SCH40	0'-7 1/16"	A53-GR.B		
	g13	1	PIPE1-1/4SCH80	3'-5 1/2"	A53-GR.B		
	h13	4	PIPE1-1/4SCH80	3'-8 1/4"	A53-GR.B		
	k13	3	PIPE1-1/4SCH40	4'-6 9/16"	A53-GR.B		
	m13	1	PIPE1-1/4SCH40	1'-8 1/2"	A53-GR.B		
18B		1	PL1/2"X2"	14'-4 7/16"	A36		
	ar13	2	~~PIPE1-1/4SCH40~~ WAGNER ELBOW#266	0'-2 7/8"	BUYOUT		
	ab13	4	ROD1 1/2"	4'-2 3/8"	A36		
	ac13	2	PL1/4"X1 3/8"	0'-1 3/8"	A36		
	af13	5	ROD5/8"	0'-4 9/16"	A36		
	ag13	1	PL1/2"X2"	1'-8 3/8"	A36		
	ah13	4	PL1/2"X2"	3'-2 1/8"	A36		
	am13	3	PL1/2"X2"	4'-6 1/2"	A36		
	an13	1	PL1/2"X2"	1'-0 15/16"	A36		
	n13	1	PL1/2"X2"	1'-3 1/2"	A36		
	t13	1	ROD1 1/2"	3'-11 1/8"	A36		
	v13	34	PL1/2"X2"	3'-4 9/16"	A36		
	w13	1	PL1/2"X2"	3'-3 7/8"	A36		
	aa13	1	PIPE1-1/4SCH40	1'-3 1/4"	A53-GR.B		
	ad13	1	PIPE1-1/4SCH40	16'-0 1/8"	A53-GR.B		
	ak13	1	PIPE1-1/4SCH40	0'-2 1/4"	A53-GR.B		
	z13	1	PIPE1-1/4SCH40	1'-6 9/16"	A53-GR.B		

RAMSTEEL TEK